



## *LET'S PARTY DURING THE HOLIDAYS!*



*Adapted from the NASSIG SAFETY, ENVIRONMENTAL, AND OCCUPATIONAL HEALTH OFFICE*

## *Why do people like to party during the holidays?*

**It is a time that people get together and celebrate.**

**Traditionally, it is a family oriented holiday that involves eating, drinking, and gift-giving.**

**It contains two federally recognized work holidays.**

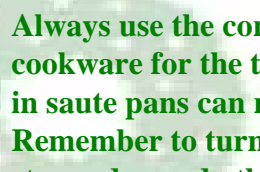
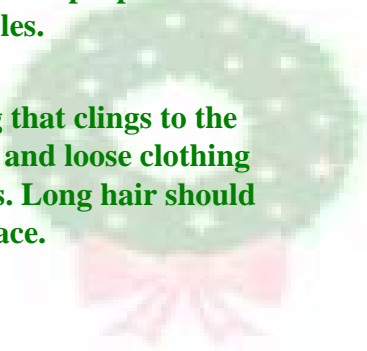




## *Safety can start with the food*

**First limit the number of people and tasks in the kitchen. Too many people often results in people bumping into each other and spills. Trying to overlap tasks can cause people to forget basic kitchen safety rules.**

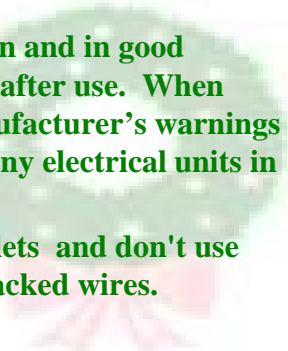
**When cooking, wear clothing that clings to the body. Long, uncuffed sleeves and loose clothing can be ignited by hot burners. Long hair should be tied back away from the face.**

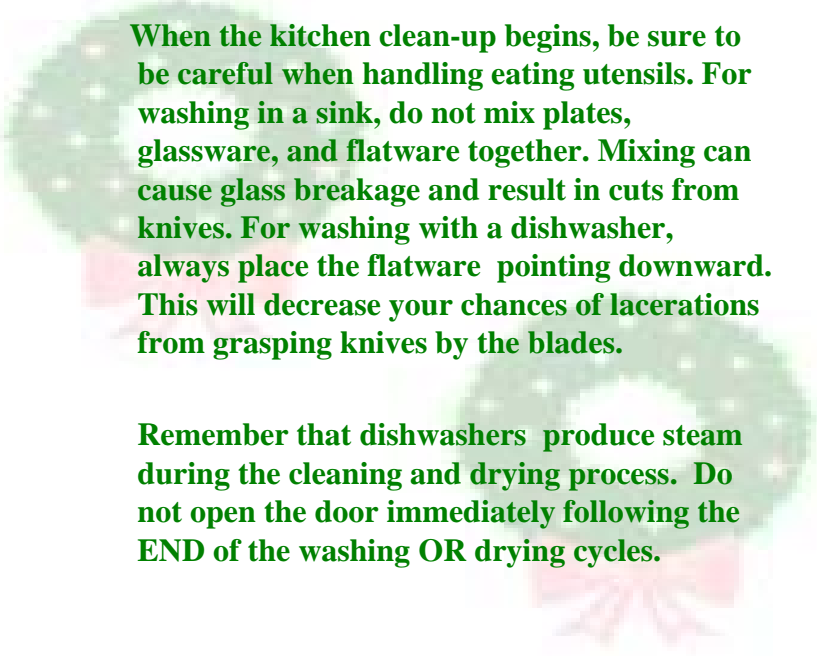


**Always use the correct cooking utensil and cookware for the task. For example, boiling items in saute pans can result in spillage and burns. Remember to turn pot handles away from the stove edge and other burners. Don't store items on the stove top.**

**Keep kitchen appliances clean and in good condition, and turn them off after use. When cleaning them, read the manufacturer's warnings for immersion. Never place any electrical units in water when it is plugged in.**

**Don't overload electrical outlets and don't use appliances with frayed or cracked wires.**





**When the kitchen clean-up begins, be sure to be careful when handling eating utensils. For washing in a sink, do not mix plates, glassware, and flatware together. Mixing can cause glass breakage and result in cuts from knives. For washing with a dishwasher, always place the flatware pointing downward. This will decrease your chances of lacerations from grasping knives by the blades.**

**Remember that dishwashers produce steam during the cleaning and drying process. Do not open the door immediately following the END of the washing OR drying cycles.**

**The cleaning products used in the kitchen and home should be closely supervised at all times. This is especially important if small children are in the home. Cabinets used for storage should be locked at all times and the product's label should be legible. NEVER transfer one chemical into another chemical's container. If a container becomes damaged and a transfer must be done, make sure the old label is removed and a new label containing the following information is applied:**

**Product name  
Manufacturer  
Hazard classification  
Emergency number**

**ALWAYS keep the number of the Poison Control Center next to the telephone!**



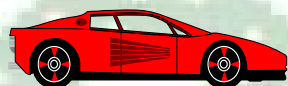
## *Let's have a toast for the holidays*

**If you are the host of a holiday gathering, be sure there are non-alcoholic beverages available for guests who are driving.**

**Also have plenty of hors d'oeuvres for guests. Mini sandwiches, breaded foods, and cheeses are filling and will slow down the consumption of beverages. Salty foods encourage thirst, so limit these items.**

**Measure the amount of alcohol poured into drinks and ensure mixers are used. This reduces the risk of intoxication.**

**Monitor guests for slurred speech, staggering gaits, and other signs of intoxication.**




## *Holiday driving*

**During the holiday months, people travel more than ever.**

**Wearing a seat belt is the easiest and best way to prevent injury in a motor vehicle collision. Ensure that all passengers are also wearing safety belts. Children under the age of 12 yrs. should be placed in the back seat on trips. Remember to place infants and small children in approved size appropriate child car restraint systems.**

**When attending or hosting a party, ensure you have designated drivers available. If a designated driver imbibes or is not available, make alternate plans to get home.**



**Have back-up plans that include sober volunteer drivers, taxis, or sleeping arrangements. Under no circumstances should a person be allowed to drive following the consumption of alcoholic beverages.**

**A novel idea is to collect the keys upon arrival, attach them to a gift or door prize (all within viewing), and return them to the owner prior to leaving. If a person is intoxicated, implement one the above back-up plans, and return the keys at a later time.**

**Remember, friends take care of friends!**



### *Fluffy likes to party, too*

**Pets are usually fascinated by the decorations such as hanging strings, cords, sashes, tree decorations, and flashing lights. To be safe, always supervise a pet closely during the holiday season.**

**Guests can frighten and/or anger a pet. It is always best to remove pets from noisy gatherings, especially those not use to large groups or children.**

**Certain plants and flowers such as poinsettias can pose a poison hazard to pets. Be sure to watch your pet around these items if you utilize them in your home.**



## *Party decorations*


**When decorating the home, be sure table cloths, bows, and runners are kept away from flames and other flammable items.**

**Flower arrangements should be watered and placed in areas where they are less likely to be knocked over. Be sure the arrangements do not contain poisonous berries or leaves.**

**Candles should be monitored at all times. Never leave them unsupervised, especially if children or pets are in the room.**

**If smoking is permitted in your home, be sure to place trays throughout the rooms used. Do not place them close to the tree or decorations. Monitor ashtrays during and after the party. Hot ashes should not be discarded until they are cold. Search cushions and other furniture immediately following the party to prevent fire from discarded butts.**

**If the party involved gift giving, check discarded wrapping paper and bows for possible ignition sources. All trash should be checked and discarded as soon as possible.**





*Have a Safe & Merry  
Holiday Season*