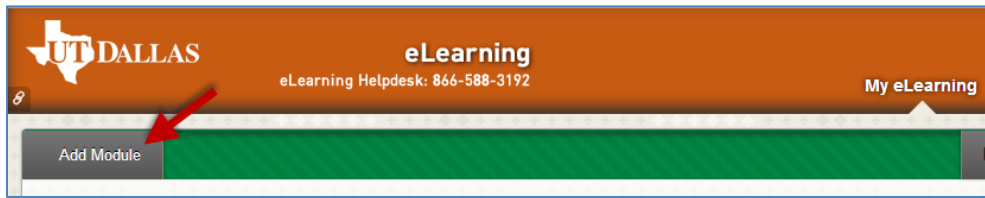
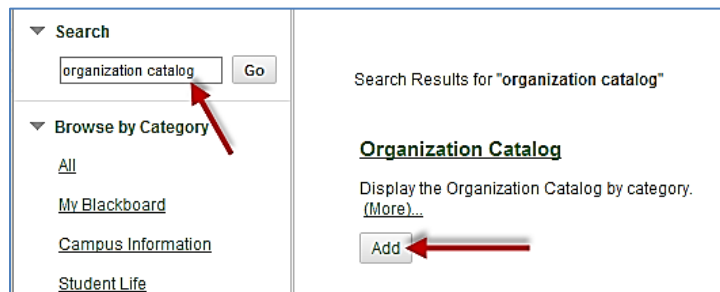


1. Login to eLearning and click on the **Add Module** button



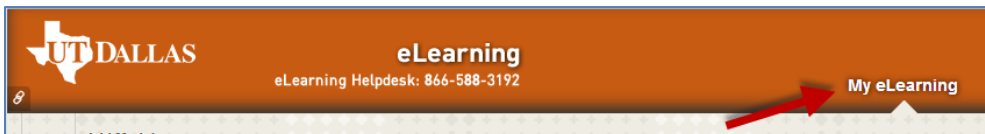
2. Enter **organization catalog** in the Search bar, and click the **Go** button

3. **(WILL MEET PERMISSION ISSUE WHEN CLICKING Go Button)**
Click the Add button under Organization Catalog

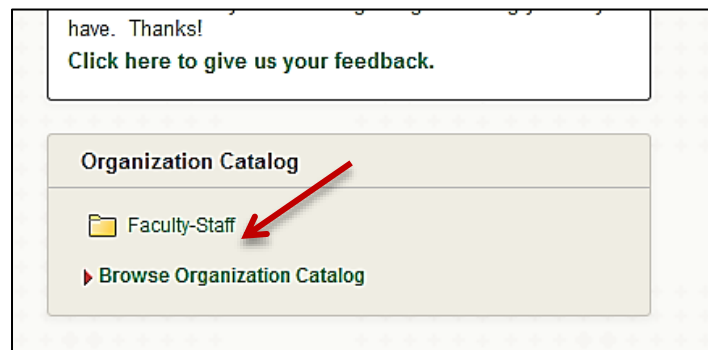


WORKAROUND:

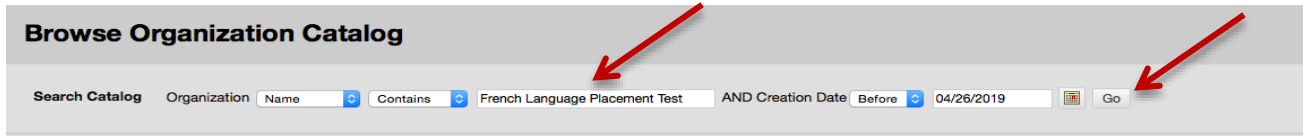
- a) Click the **Show All** button at the right bottom of the webpage
 - b) Type **Ctrl + F** or **Command+F** in the keyboard, input "**Organization Catalog**", then Add it.
4. Click on the "**My eLearning**" link at the top right to return to the Home page



5. At the bottom of the **My eLearning** page, click the **Faculty-Staff** link under **Organization Catalog**

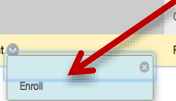


6. Search for Programs for Minors. Click Go.



7. Hover over the “french language placement test” (Organization ID) shown below and select **Enroll** from the drop down list

Organization ID	Organization Name	Leader Names
french_language_placement	French Language Placement Test	Michael Allred, Sean Cotter, Mark Rosen, Megan Gray, Lorena Camacho-Guardado



8. Click the **Submit** button

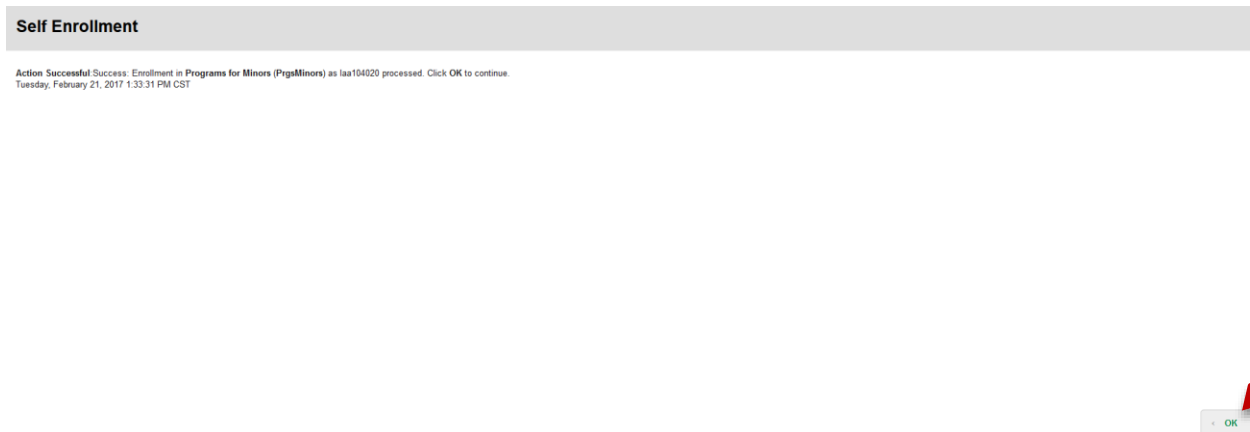
ENROLL IN ORGANIZATION: PROGRAMS FOR MINORS (PRGSMINORS)

Instructor: Darren Smith, Carla Garner, Adrienne Wilson, Letitia Andrews
Description: Program for Minors is managed by Carla Garner.
Categories: Education:Higher Education

Cancel Submit



9. Click **OK**



You are now enrolled in the eLearning organization.

If you encounter other issues while signing up for the French placement test, please contact Maha Fettouh at maha.fettouh@utdallas.edu . Good luck!