




Accessing UT Dallas Skybridges

- 1** AD: Skybridge is on the third floor. It connects to the fourth floor of JO.
- 2** JO: Skybridges are on the fourth floor. They connect to the fourth floor of GR, the third floor of AD and the third floor of FN.
- 3** FN: Skybridges are on the third floor. They connect to the fourth floor of JO and the third floor of FO.
- 4** FO: Skybridges are on the third floor. They connect to the third floor of FN and the third floor of FA.
- 5** GR: Skybridge is on the fourth floor. It connects to the fourth floor of JO.
- 6** SLC: Skybridge is on the second floor. It connects to the third floor of BE.
- 7** BE: Skybridges are on the third floor. They connect to the second floor of SLC, the third floor of ECSN and the third floor of FA.
- 8** ECSN: Skybridges are on the third floor. They connect to the third floor of BE and the third floor of ECSS.
- 9** ECSS: Skybridge is on the third floor. It connects to the third floor of ECSN.

-  Construction Area
-  Skybridge
-  Main Entrance
- AD** Administration
- BE** Lloyd V. Berkner Hall
- ECSN** North Engineering & Computer Science
- ECSS** South Engineering & Computer Science
- JO** Erik Jonsson Academic Center
- GR** Cecil H. Green Hall
- FO** Founders Building
- FA** Founders West Annex
- FN** Founders North
- SLC** Science Learning Center

